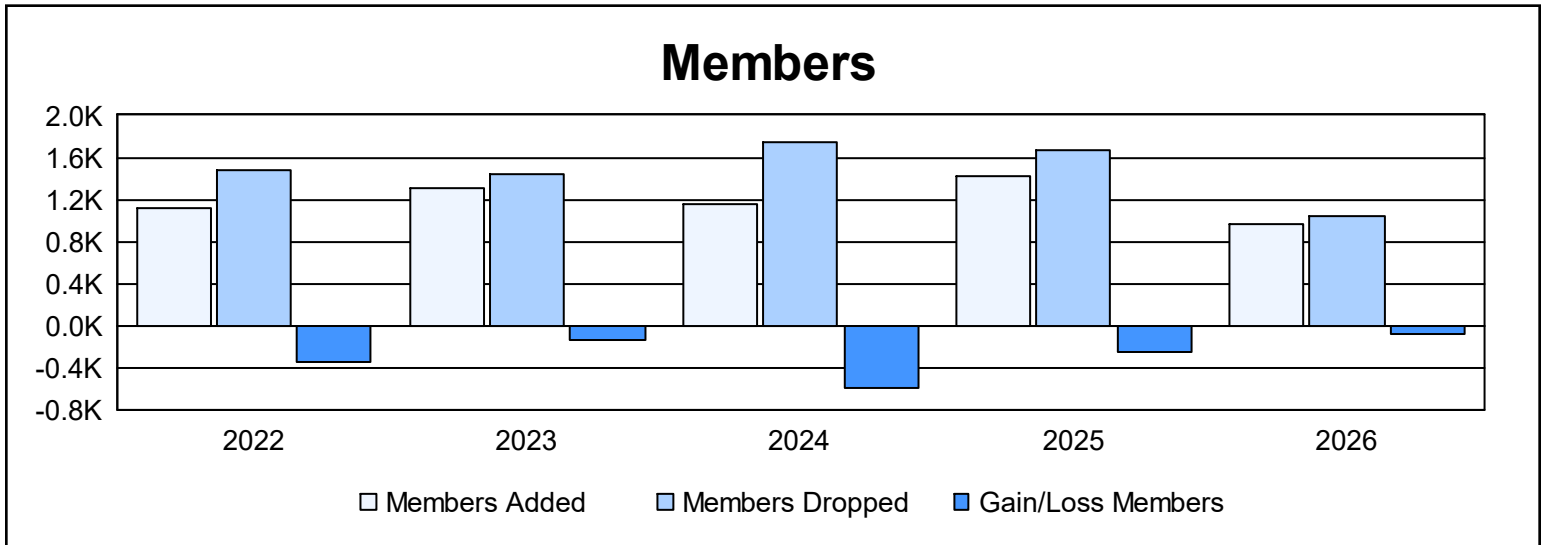
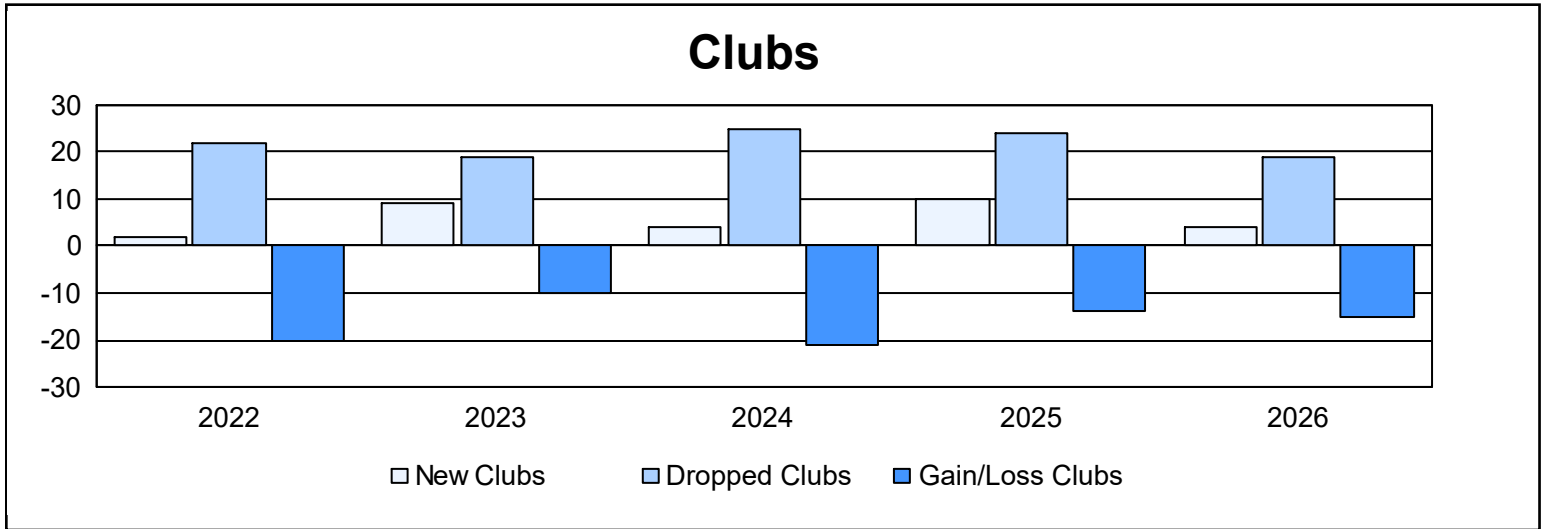
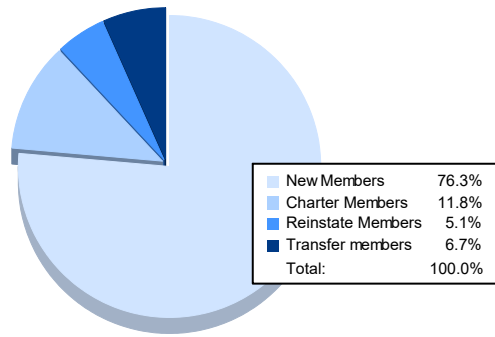


Year	New Clubs	Dropped Clubs	Gain/ Loss Clubs	New Members	Charter Members	Reinstate Members	Transfer Members	Total Member Added	Total Members Dropped	Gain/ Loss Members
2021-2022	2	22	-20	888	75	41	116	1,120	1,469	-349
2022-2023	9	19	-10	881	280	51	102	1,314	1,448	-134
2023-2024	4	25	-21	827	83	67	172	1,149	1,743	-594
2024-2025	10	24	-14	855	252	106	205	1,418	1,667	-249
2025-2026	4	19	-15	735	114	49	65	963	1,036	-73
<b>Average</b>	<b>6</b>	<b>22</b>	<b>-16</b>	<b>837</b>	<b>161</b>	<b>63</b>	<b>132</b>	<b>1,193</b>	<b>1,473</b>	<b>-280</b>



### Membership Composition May 2026 Cumulative



### Gender Composition May 2026 Cumulative

